



The Fairy Hut

For All Things Whimsical

A newsletter for all who believe....

Things to know

WE MOVED!!!
Not too far though.
4039 Brentwood Rd NW
Main floor of
The Village

You are awesome
You make people smile
So many people are glad
you are here
Sparkle on!

Having a birthday or graduation or bridal shower or an
“I just got a wicked hair cut and want to celebrate” party
but not sure what to do?

We do parties!

Any age, any occasion. Give us a call.

Let us help you make your special day extra sparkly!!

We still do classes but now
WE DO MORE!!!
Tree of Life:
Sculptures, Pendants and Wall Hangings
Container Gardens with:
Herbs OR Tropicals

Check out thefairyhut.com for more info or give us a call at 403-813-1585

Fact Of The Month

Fairies smell slightly of fresh strawberries. If you ever walk into a room and smell strawberries but can't see any, you've probably just missed one. Either that or someone had a nice strawberry snack and didn't leave some for you.

So rude.

Ideas For The Wee Ones.....



Paper Mache Jellyfish!!!! For the mermaid in your life

What you need:

- * paper bowls
- * craft glue
- * curling ribbon
- * coloured tissue
- * string
- * 2 way tape
- * googley eyes
- * scissors
- * paint brushes

What you do:


- * COVER YOUR WORK SPACE!!!! I'm not kidding. Half the fun of this project is how messy it is.
- * Have your little helpers either rip or cut pieces of tissue paper in to 1 inch squares
- * Water the craft glue down as you want it to be thin for spreading
- * Paint a small portion of the bowl with glue and then add a piece of tissue. Paint over the tissue gently and then add more tissue. Keep doing this until the bowl is completely covered. Let dry - the more glue you use, the longer it will take to dry so maybe monitor the application carefully or you will be waiting until next year to do the next step.
- * Start curling the ribbon by running it across the blade of the scissors - Might be a good idea for the adult to do this so as to avoid the trip to the emerg
- * Attach some 2 way tape to the underside and just add as much curly bits of ribbon as you like

Stories in the News

Mermaids - The Documentary

Mermaids

They have been a staple of folklore for hundreds of years. Well hold onto your scales people....they are real! Ok, ok, maybe not the kind the movies talk about, maybe not Ariel and her daddy issues but “mermaiding” is becoming a HUGE thing. This phenomenon is the concept behind the recently released documentary [“Mermaids”](#) by Ali Weinstein, produced by Naiad Productions. The movie was featured at the Toronto Hot Docs International Documentary Festival in 2017 and features a selection of 21st Century women who identify with these legends of the deep.



Mermaiding has become a way of dealing with life for these women. Ms. Weinstein's movie talks of how their donning tails and slipping into water is not so much a cosplay thing, but a way to dealing with psychological issues. Through time, mermaids have been depicted as faulted beings. They are beautiful and strong and powerful but they also long to walk in the sun and to love those they cannot. People are identifying with this lacking. They are shimmying into their tails, diving into the water, and becoming a creature that although riddled with imperfection, is strong and graceful. One of the women interviewed for the movie talks of the crippling agoraphobia she struggled with for years before finding this form of therapy. She now blissfully wakes in the morning and leaves her home in pursuit of the release her tail and the water bring to her.



Interested in learning more?

[Mermaids](#)



Internet:

<https://mernetwork.com>
<http://www.dailymail.co.uk>

Instagram:

finfolkproductions, the_mernation
mertailor, mermaidobsession

Facebook:

<https://www.facebook.com/ncmermania2017>
<https://www.facebook.com/TheMerNation>

And now something fun for us big kids....

Easy Peasy Anklet!



What you need:

- * Faux leather strap
- * Round needle nose pliers
- * Seashells
- * Wire snips
- * Hot glue gun
- * Jump rings, head pins






Put glue here

Prepare your shells:

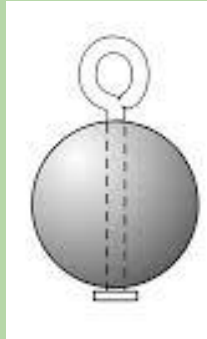
- * Put the nozzle of the glue gun into the open tip of the shell and insert a little glue
- * Insert the head of the head pin
- * Bend the pin to the side using the needle nose pliers. Now cut off the rest of the pin, leaving enough to make the loop
- * Now using the pliers, grab the tip of the pin and wrap it around the plier to make a little loop. Make sure to close the loop against the pin



Bend head pin



Wrap pin to make loop



Tadah

- * Cut a length of leather strap that will wrap your ankle at least twice and have a little hanging down to dangle.
- * Use the needle and thread to sew the seashells onto both ends of the strap
- * Loop the strap in half, wrap around your ankle and then pop the seashells through the loop you created.

VIOLA

(Yes, I said it - it need to be said)

Recipes With An Enchanted Flair.....

Pearl in an Oyster Cookies

Snacks shouldn't be hard!!



Ingredients n' stuff

- * Nilla Wafers OR Shortbreads
- * Coloured icing
- * Round candies such as silver coca cola balls
- * Piping bag with a flower tip

To do:

- * Open bag of cookies, only eat a few
- * Fill piping bag, trying not to get most of it on you
- * Hide evidence of mess by licking off arms covered in icing
- * Pipe lovely swirly design onto one cookie
- * Insert pearl
- * Place another cookie on top, squeezing them a little on one side
- * Eat the ones that didn't turn out in the name of professionalism
- * Present the rest to your adoring crowd

Giving The Fologies A Say (‘cause you know the fairies won’t let them speak)



‘Welcome. May I introduce myself. I am Draco. I am of warrior blood. My name comes from the Dacian warriors’ military standards. As you can see, it possessed the body of a dragon and the metal head of a wolfe. As the wind rushed through the open mouth, it shrieked and howled.



Now if you ask some of the fairies that flutter irritatingly about my head, I was named as such due to the shrieking I took part in as a small babe. This is of course not true. The sound and site of the draco created fear in the souls of the enemy. As a folly of warrior blood, we use all aspects of our beings to protect that which is under our

.....protection - Mother Earth and all she provides. We protect. You, as humans, can help us! When you see an injustice such as litter, abuse of smaller creatures, disrespect of elders, RAGE! SHRIEK! HOWL! Do what it takes to stop what you see as wrong. We are a fierce and proud race but we cannot do it without your help. Never be afraid to stand up for those that need your help.



Ways to stay connected....

Website: thefairyhut.com

FaceBook: The Fairy Hut - For All Things Whimsical



Instagram: [thefairyhut](https://www.instagram.com/thefairyhut)

Twitter: [@thefairyhut1](https://twitter.com/thefairyhut1)

Phone: 403-289-4838



E-mail: yourfairyhut@gmail.com

You can visit us in real live person too! 4039 Brentwood Rd NW